



How to share your driving licence details

Use this guide to provide information on your driving entitlements and any endorsements. For example, when hiring a vehicle or applying for a job.

1 Go to:
www.gov.uk/view-driving-licence

2 Enter your driver number, National Insurance number and the postcode shown on your current driving licence:

Your driving licence number

Example: MORGA753116SM9IJ

MORGA753116SM9IJ

Your National Insurance number

Example: MQQ123456C

MQQ123456C

Postcode

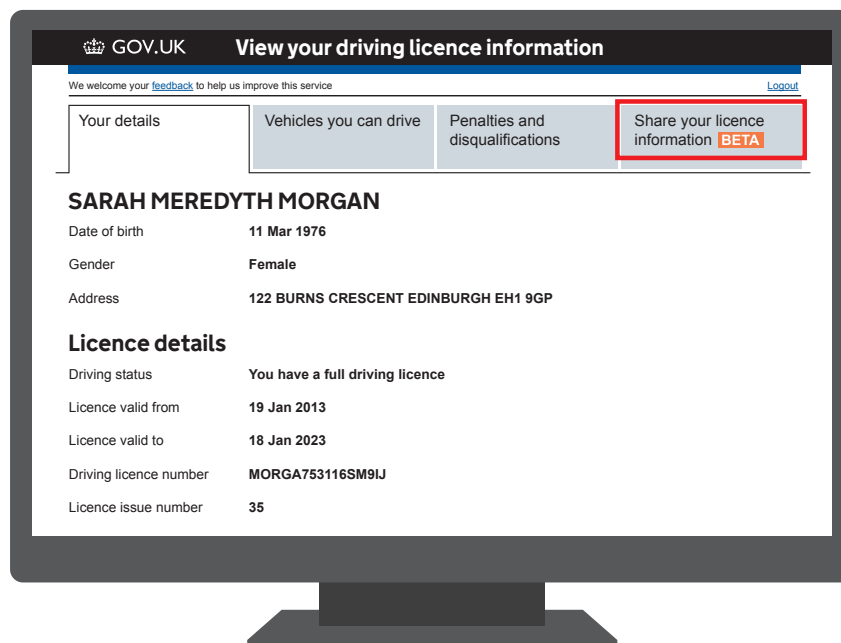
Example: EH1 9GP

EH1 9GP



Tick when you have read the privacy notice and click on the **'View now'** button at the bottom of the page.

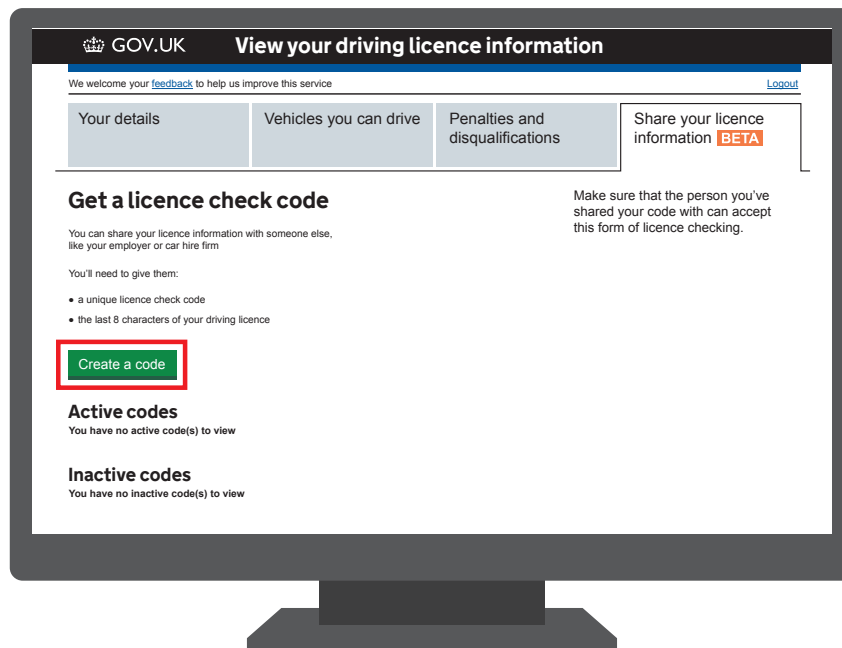
3 You will now be able to view your driving licence information. To **share** your driving licence with another person, select the **"Share your licence information"** tab (highlighted in red below).



Further steps are shown over the page >

4

Click on the 'Create a code' button.



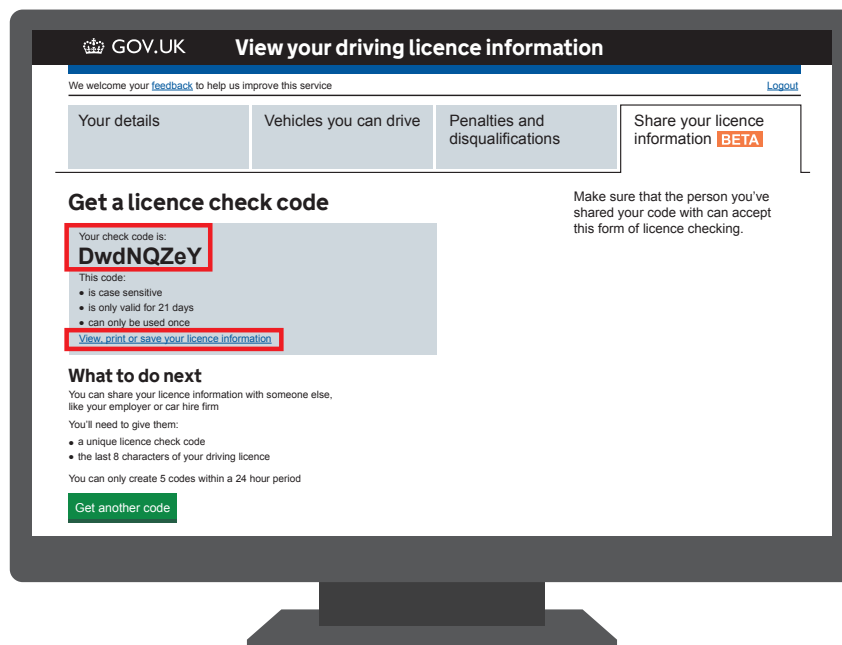
5

You will now be shown a check code which is case sensitive.

Pass this check code onto whoever needs to view your driving licence. You will also need to provide them with the last 8 characters of your driving licence number.

The check code is valid for 21 days and can only be used once.

You can also download a summary of your driving licence by selecting 'View, print or save your licence information'.



For further information, please visit www.gov.uk/dvla/nomorecounterpart

Since 8 June 2015 the counterpart to the photocard driving licence is not valid and is no longer issued by DVLA.

Simpler | Better | Safer